



**FEDEMADERAS**

Federación Nacional de  
Industriales de la Madera

**15** AÑOS

# FEDEMADERAS

## National Association of Wood Growers and Transformers


[www.fedemaderas.org.co](http://www.fedemaderas.org.co)

# Production Chain




**FEDEMADERAS**  
Federación Nacional de  
Industriales de la Madera

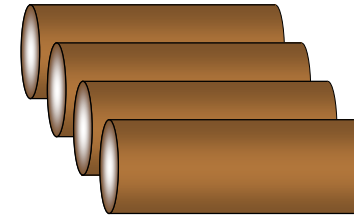
**15** AÑOS



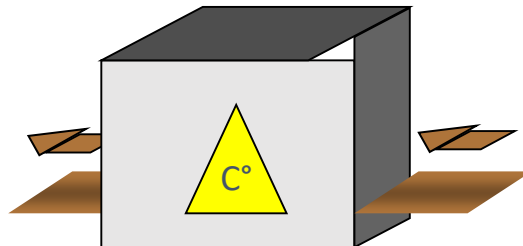
**Natural Forest**  
7 Comunities in the  
Pacific Coast



**Planted Forest**  
644.401 Hectares  
DANE ENA 2016





**Rawmaterials/Transformation**



**Vendor and  
Supplier**



**Other Products**



**Furniture**

# Area of influence



**FEDEMADERAS**

Federación Nacional de  
Industriales de la Madera

**15** AÑOS

# Wood Market in Colombia



**FEDEMADERAS**  
Federación Nacional de  
Industriales de la Madera

**15** AÑOS

**Some Legal - Formal**



**A lot of ilegal - informal**



Credits: *BETO El Espectador*

# Per cápita Wood consumption – Official numbers



**FEDEMADERAS**  
Federación Nacional de  
Industriales de la Madera

**15** AÑOS

In 2016, for every 1000 hab. / 196,54 tons of products of Wood

**Tabla 3. Consumo per cápita de productos del bosque (toneladas/1.000 habitantes) 2014- 2016<sup>P</sup>**

Consumo per cápita de productos del bosque	(t/1.000 habitantes)		Variación 2016 <sup>P</sup> /2015 (%)
	Serie (2014 - 2016 <sup>P</sup> )	2016 <sup>P</sup>	
Total productos del bosque		196,54	-2,5
Productos forestales maderables		195,88	-2,5
Productos forestales no maderables		0,66	-14,3

**Cálculos:** DANE, Cuenta Satélite Ambiental.

<sup>P</sup>: Cifra provisional

**Source:** Cuenta ambiental y económica 2014-2016, DANE.

# Per cápita Wood consumption – FAO STAT



**FEDEMADERAS**

Federación Nacional de  
Industriales de la Madera

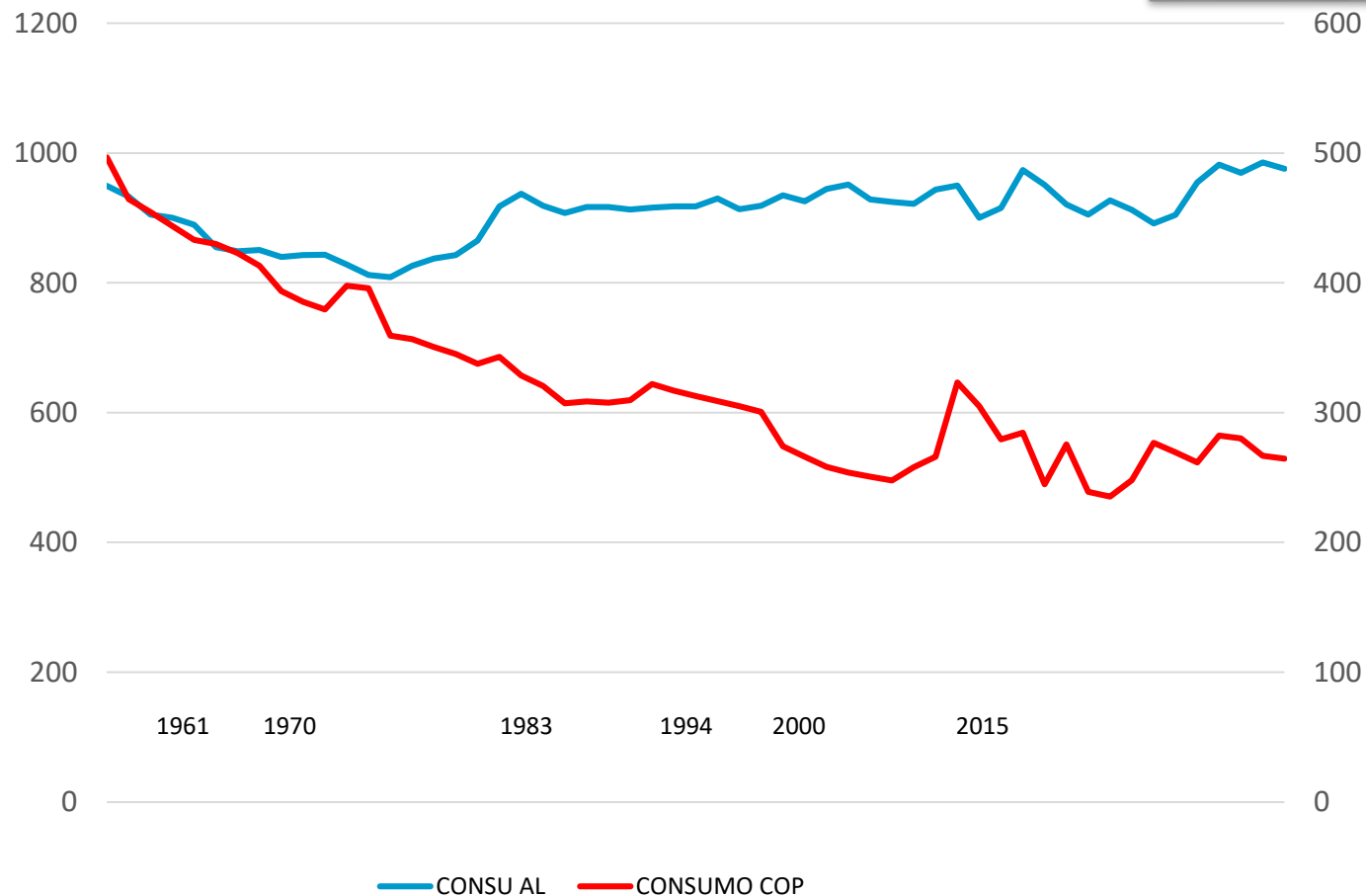
**15** AÑOS

Industrial wood is used in the manufacture of forest products, including pulp and paper, lumber and panels. This category excludes wood used as fuel.

From 1960 to 2015, per capita industrial wood consumption increased 2.67 times in Latin America.

In the same period, Colombia's consumption decreased 3.5 times.

**Colombia has one of the lowest per capita wood consumption rates of Latinamerica.**



Source: FAOSTAT en [www.fao.org/faostat/](http://www.fao.org/faostat/)

# Trade Balance of Wooden Furniture and Parts\*



**FEDEMADERAS**

Federación Nacional de  
Industriales de la Madera

**15** AÑOS

USD FOB

	2008	2009	2010	2011	2012	2013	2014	2015	2016	2017	2018**
EXPORTS	\$82.418.911	\$53.656.531	\$47.447.964	\$44.862.768	\$48.974.332	\$45.452.142	\$39.831.913	\$32.770.090	\$30.165.363	\$33.409.535	\$31.776.737
IMPORTS	\$30.979.813	\$25.268.498	\$28.176.656	\$38.019.120	\$49.320.138	\$46.313.813	\$50.234.045	\$41.710.553	\$37.783.844	\$38.858.116	\$29.910.014
<b>TRADE BALANCE</b>	<b>\$51.439.098</b>	<b>\$28.388.033</b>	<b>\$19.271.308</b>	<b>\$6.843.648</b>	<b>-\$345.806</b>	<b>-\$861.671</b>	<b>-\$10.402.132</b>	<b>-\$8.940.463</b>	<b>-\$7.618.481</b>	<b>-\$5.448.581</b>	<b>\$1.866.723</b>

\*NO OTHER MATERIALS AS BAMBOO OR RATTAN BAMBOO.

\*\* Until october 2018

**Source:** BACEX information, processed by FEDEMADERAS.

## Official position of Guild with Foreign Direct Investment



**FEDEMADERAS**  
Federación Nacional de  
Industriales de la Madera

**15** AÑOS

**FEDEMADERAS agrees with the presence of foreign investment, or in partnership with Colombian companies and producers, in the possession, usufruct and use of the land for commercial reforestation, to ensure the integration of the production chain.**