



**FEDEMADERAS**

Federación Nacional de  
Industriales de la Madera

**15** AÑOS

# FEDEMADERAS

## National Association of Wood Growers and Transformers

[www.fedemaderas.org.co](http://www.fedemaderas.org.co)

# The guild in numbers



**568.769** Hectares of planted forest  
Ministry of Agriculture until Jun 2019

On average, **12 Hectares**  
**of planted forest**  
generate 1 direct job and 3  
indirect jobs

**88.500**  
formal employment  
and 260.000  
indirects

From **195,8 Ton/1000** habitants  
in 2016 to **180,8 Ton/1000** habitants  
in 2017 (DANE)

The largest **importer** of  
wooden boards in the continent  
in 2018


**95,8%**  
Of 3,412 companies are small and medium

# Production Chain



**FEDEMADERAS**  
Federación Nacional de  
Industriales de la Madera

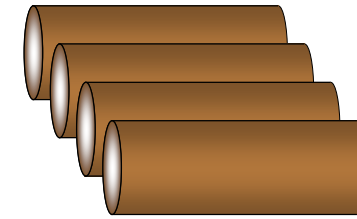
**15** AÑOS



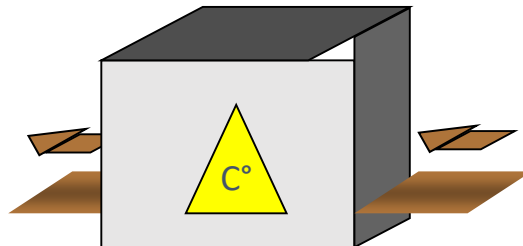
**Natural Forest**  
7 Comunities in the  
Pacific Coast




**Planted Forest**  
568.769 Has.  
June 2019 Ministry of Agriculture





**Rawmaterials/Transformation**



**Vendor and  
Supplier**

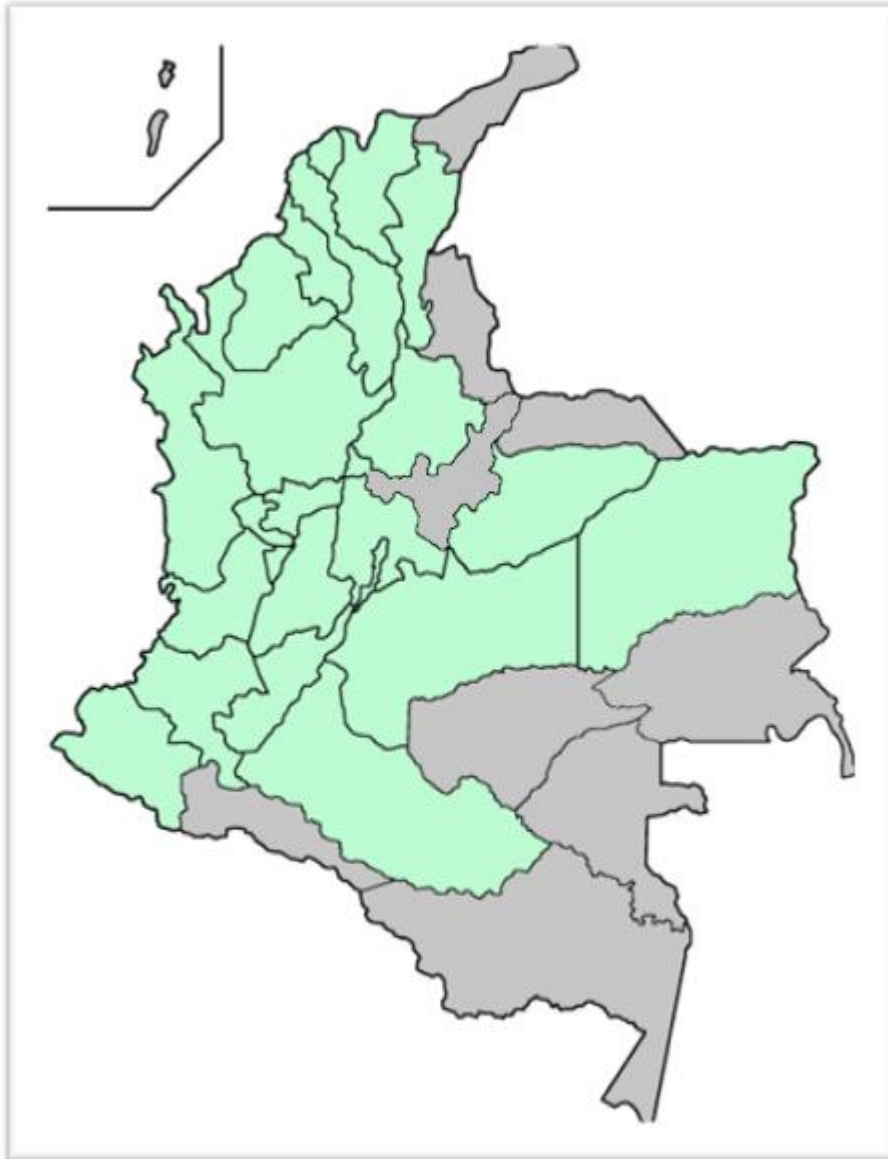


**Other Products**



**Furniture**

## Area of influence



**22** departments  
with **473** producers and  
companies



**FEDEMADERAS**  
Federación Nacional de  
Industriales de la Madera

**15** AÑOS

# Wood Market in Colombia



**FEDEMADERAS**  
Federación Nacional de  
Industriales de la Madera

**15** AÑOS

**Some Legal - Formal**



**A lot of ilegal - informal**



Credits: *BETO El Espectador*

# Per cápita Wood consumption – Official numbers






**FEDEMADERAS**  
Federación Nacional de  
Industriales de la Madera

**15** AÑOS

In 2017, for every 1000 hab. / 180,8 tons of products of Wood

**Tabla 3. Consumo per cápita de productos del bosque (toneladas/1.000 habitantes) 2014- 2017<sup>P</sup>**

Consumo per cápita de productos del bosque	(t/1.000 habitantes)		Variación 2017 <sup>P</sup> /2016 (%)
	Serie (2014 - 2017 <sup>P</sup> )	2017 <sup>P</sup>	
Total productos del bosque		181,55	-7,5
Productos forestales maderables		180,87	-7,6
Productos forestales no maderables		0,69	6,2

**Cálculos:** DANE, Cuentas nacionales.

P: cifra provisional

**Source:** Cuenta ambiental y económica 2014-2017p, DANE.

# Per cápita Wood consumption – FAO STAT



**FEDEMADERAS**

Federación Nacional de  
Industriales de la Madera

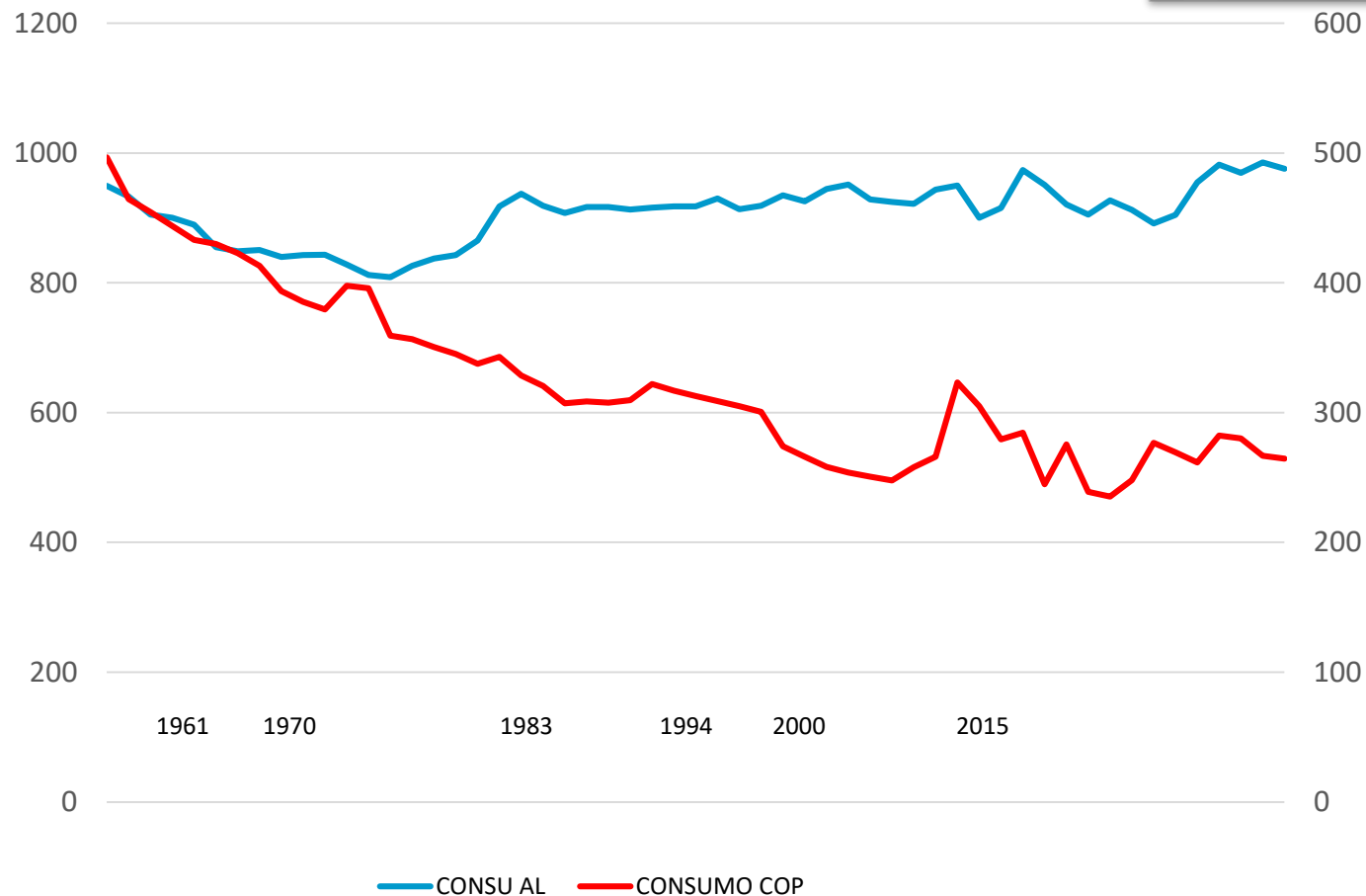
**15** AÑOS

Industrial wood is used in the manufacture of forest products, including pulp and paper, lumber and panels. This category excludes wood used as fuel.

From 1960 to 2015, per capita industrial wood consumption increased 2.67 times in Latin America.

In the same period, Colombia's consumption decreased 3.5 times.

**Colombia has one of the lowest per capita wood consumption rates of Latinamerica.**



Source: FAOSTAT en [www.fao.org/faostat/](http://www.fao.org/faostat/)

# Trade Balance of Wooden Furniture and Parts\*



**FEDEMADERAS**  
Federación Nacional de  
Industriales de la Madera

**15** AÑOS

USD FOB

	2008	2009	2010	2011	2012	2013	2014	2015	2016	2017	2018
EXPORTS	\$82.418.911	\$53.656.531	\$47.447.964	\$44.862.768	\$48.974.332	\$45.452.142	\$39.831.913	\$32.770.090	\$30.165.363	\$33.432.384	\$42.100.024
IMPORTS	\$30.979.813	\$25.268.498	\$28.176.656	\$38.019.120	\$49.320.138	\$46.313.813	\$50.234.045	\$41.710.553	\$37.783.844	\$39.224.708	\$40.729.773
<b>TRADE BALANCE</b>	<b>\$51.439.098</b>	<b>\$28.388.033</b>	<b>\$19.271.308</b>	<b>\$6.843.648</b>	<b>-\$345.806</b>	<b>-\$861.671</b>	<b>-\$10.402.132</b>	<b>-\$8.940.463</b>	<b>-\$7.618.481</b>	<b>-\$5.792.324</b>	<b>\$1.370.251</b>

\*NO OTHER MATERIALS AS BAMBOO OR RATTAN BAMBOO.

Source: BACEX information, processed by FEDEMADERAS.



## Official position of Guild with Foreign Direct Investment



**FEDEMADERAS**  
Federación Nacional de  
Industriales de la Madera

**15** AÑOS

**FEDEMADERAS agrees with the presence of foreign investment, or in partnership with Colombian companies and producers, in the possession, usufruct and use of the land for commercial reforestation, to ensure the integration of the production chain.**