



**FEDEMADERAS**

Federación Nacional de  
Industriales de la Madera

# FEDEMADERAS


## National Association of Wood Growers and Transformers

[www.fedemaderas.org.co](http://www.fedemaderas.org.co)

# Production Chain



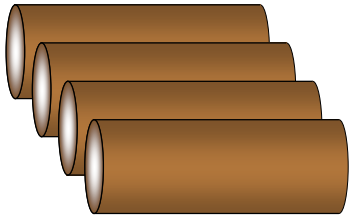
**FEDEMADERAS**  
Federación Nacional de  
Industriales de la Madera



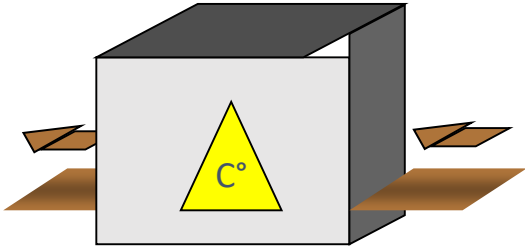
**Natural Forest**  
7 Comunities in the  
Pacific Coast



**Planted Forest**  
644.401 Hectares  
DANE ENA 2016





**Rawmaterials/Transformation**



**Vendor and  
Supplier**



**Other Products**



**Furniture**



# Area of influence



**FEDEMADERAS**  
Federación Nacional de  
Industriales de la Madera



# Wood Market in Colombia



**FEDEMADERAS**  
Federación Nacional de  
Industriales de la Madera

**Some Legal - Formal**



**A lot of ilegal - informal**



Credits: *BETO El Espectador*






**FEDEMADERAS**

Federación Nacional de  
Industriales de la Madera

# Per cápita Wood consumption – Official numbers

In 2015, for every 1000 hab. / 187,84 tons of products of Wood

2005- 2015<sup>P</sup>

Consumo per cápita de productos del bosque	(t/1.000 habitantes)		
	Serie (2005 - 2015 <sup>P</sup> )	2015 <sup>P</sup>	Variación 2015 <sup>P</sup> /2014 (%)
Total productos del bosque		187,84	-0,4
Productos forestales maderables		187,32	-0,4
Productos forestales no maderables		0,51	-13,6

Fuente: DANE

P: Provisional.

**Source:** Cuenta ambiental y económica 2014-2015, DANE.



**FEDEMADERAS**

Federación Nacional de  
Industriales de la Madera

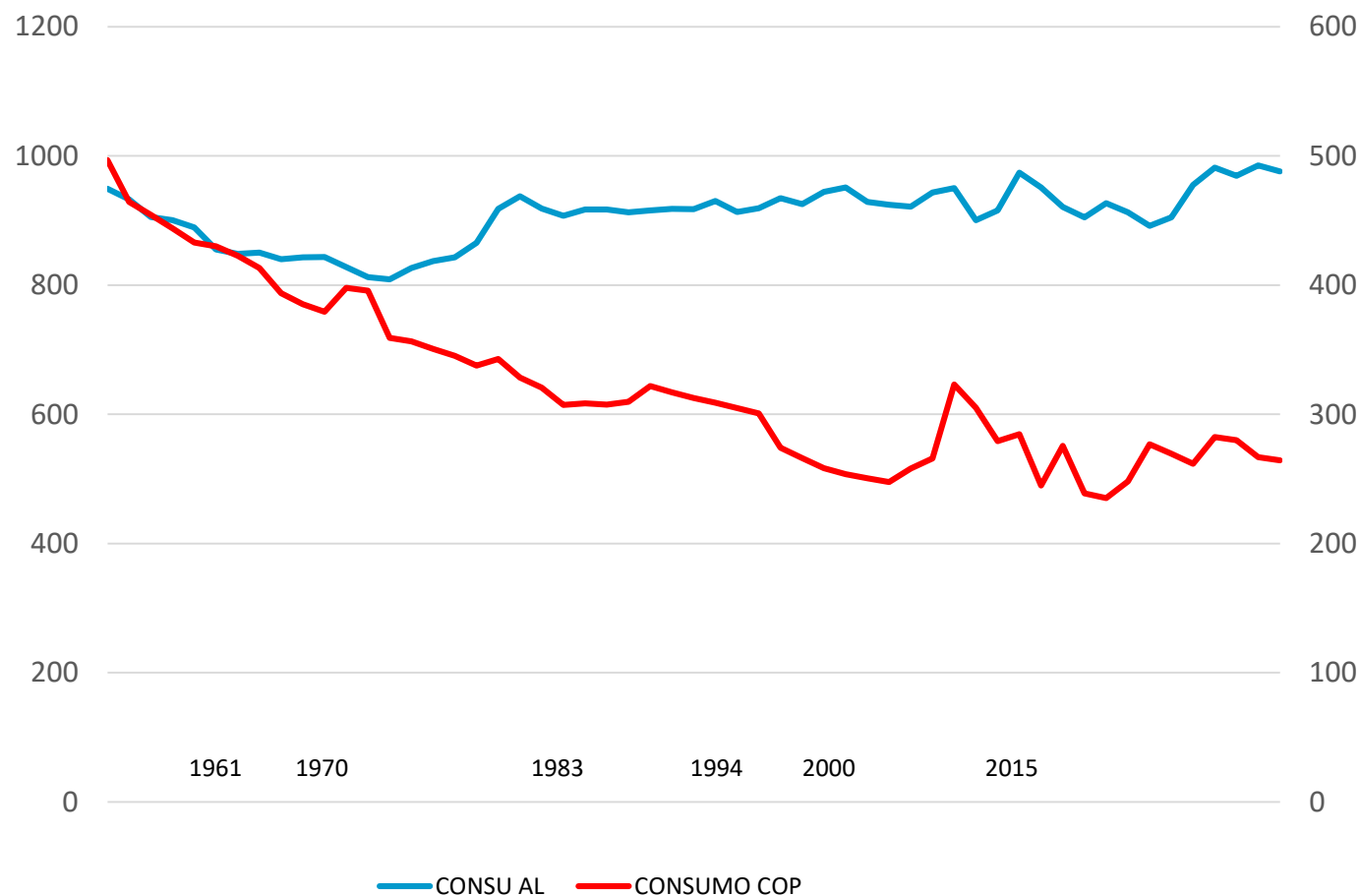
# Per cápita Wood consumption – FAO STAT

Industrial wood is used in the manufacture of forest products, including pulp and paper, lumber and panels. This category excludes wood used as fuel.

From 1960 to 2015, per capita industrial wood consumption increased 2.67 times in Latin America.

In the same period, Colombia's consumption decreased 3.5 times.

**Colombia has one of the lowest per capita wood consumption rates of Latin America.**



Source: FAOSTAT en [www.fao.org/faostat/](http://www.fao.org/faostat/)

# Trade Balance of Wooden Furniture and Parts\*



**FEDEMADERAS**

Federación Nacional de Industriales de la Madera

## USD FOB

	2008	2009	2010	2011	2012	2013	2014	2015	2016	2017
EXPORTS	\$82.418.911	\$53.656.531	\$47.447.964	\$44.862.768	\$48.974.332	\$45.452.142	\$39.831.913	\$32.770.090	\$30.165.363	\$33.409.535
IMPORTS	\$30.979.813	\$25.268.498	\$28.176.656	\$38.019.120	\$49.320.138	\$46.313.813	\$50.234.045	\$41.710.553	\$37.783.844	\$38.858.116
<b>TRADE BALANCE</b>	<b>\$51.439.098</b>	<b>\$28.388.033</b>	<b>\$19.271.308</b>	<b>\$6.843.648</b>	<b>-\$345.806</b>	<b>-\$861.671</b>	<b>\$10.402.132</b>	<b>-\$8.940.463</b>	<b>-\$7.618.481</b>	<b>-\$5.448.581</b>

\*NO OTHER MATERIALS AS BAMBOO OR RATTAN BAMBOO.

**Source:** BACEX information, processed by FEDEMADERAS.

# Agenda with gov's institutions



**FEDEMADERAS**  
Federación Nacional de  
Industriales de la Madera

## Ministry of Agriculture



124.000 new forestry plantation  
Hectares by 2018

### REQUIREMENTS:

- Legal security
- Clarity and certainty on tax laws
- Import requirements for seeds and vegetable material
- Clarify Forest Zoning and scope - UPRA
- Keep CIF, with improvements

## Ministry of the Environment

-Public procurement legal timber products

- Guide to responsible purchasing

Pact for  
Legal  
Timber

System  
Control and  
Monitoring  
of Natural  
Forests

4 exercises of  
Sustainable  
Management of  
Natural Forests  
with  
Afrocolombian  
and Indigenous  
people

- Campaign of Public Purchase of legal timber



# Official position of Guild with Foreign Direct Investment



**FEDEMADERAS**  
Federación Nacional de  
Industriales de la Madera

**FEDEMADERAS agrees with the presence of foreign investment, or in partnership with Colombian companies and producers, in the possession, usufruct and use of the land for commercial reforestation, to ensure the integration of the production chain.**