



FEDEMADERAS

Federación Nacional de
Industriales de la Madera

FEDEMADERAS


National Association of Wood Growers and Transformers

www.fedemaderas.org.co

Production Chain



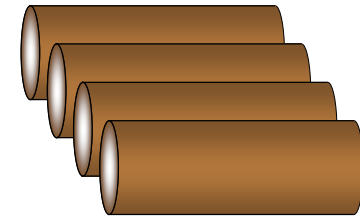
FEDEMADERAS
Federación Nacional de
Industriales de la Madera



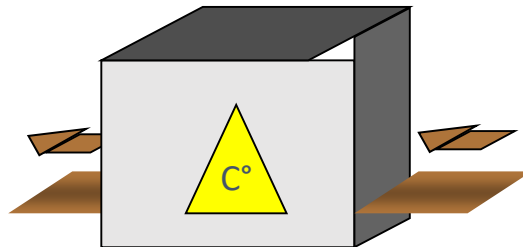
Natural Forest
7 Comunities in the
Pacific Coast



Planted Forest
644.401 Hectares
DANE ENA 2016





Rawmaterials/Transformation



**Vendor and
Supplier**



Other Products



Furniture

Area of influence



FEDEMADERAS

Federación Nacional de
Industriales de la Madera

Wood Market in Colombia



FEDEMADERAS
Federación Nacional de
Industriales de la Madera

Some Legal - Formal



A lot of ilegal - informal



Credits: *BETO El Espectador*

Per cápita Wood consumption – Official numbers



FEDEMADERAS
Federación Nacional de
Industriales de la Madera

In 2016, for every 1000 hab. / 196,54 tons of products of Wood

Tabla 3. Consumo per cápita de productos del bosque (toneladas/1.000 habitantes) 2014- 2016^P

Consumo per cápita de productos del bosque	(t/1.000 habitantes)		Variación 2016 ^P /2015 (%)
	Serie (2014 - 2016 ^P)	2016 ^P	
Total productos del bosque		196,54	-2,5
Productos forestales maderables		195,88	-2,5
Productos forestales no maderables		0,66	-14,3

Cálculos: DANE, Cuenta Satélite Ambiental.

^P: Cifra provisional

Source: Cuenta ambiental y económica 2014-2016, DANE.

Per cápita Wood consumption – FAO STAT



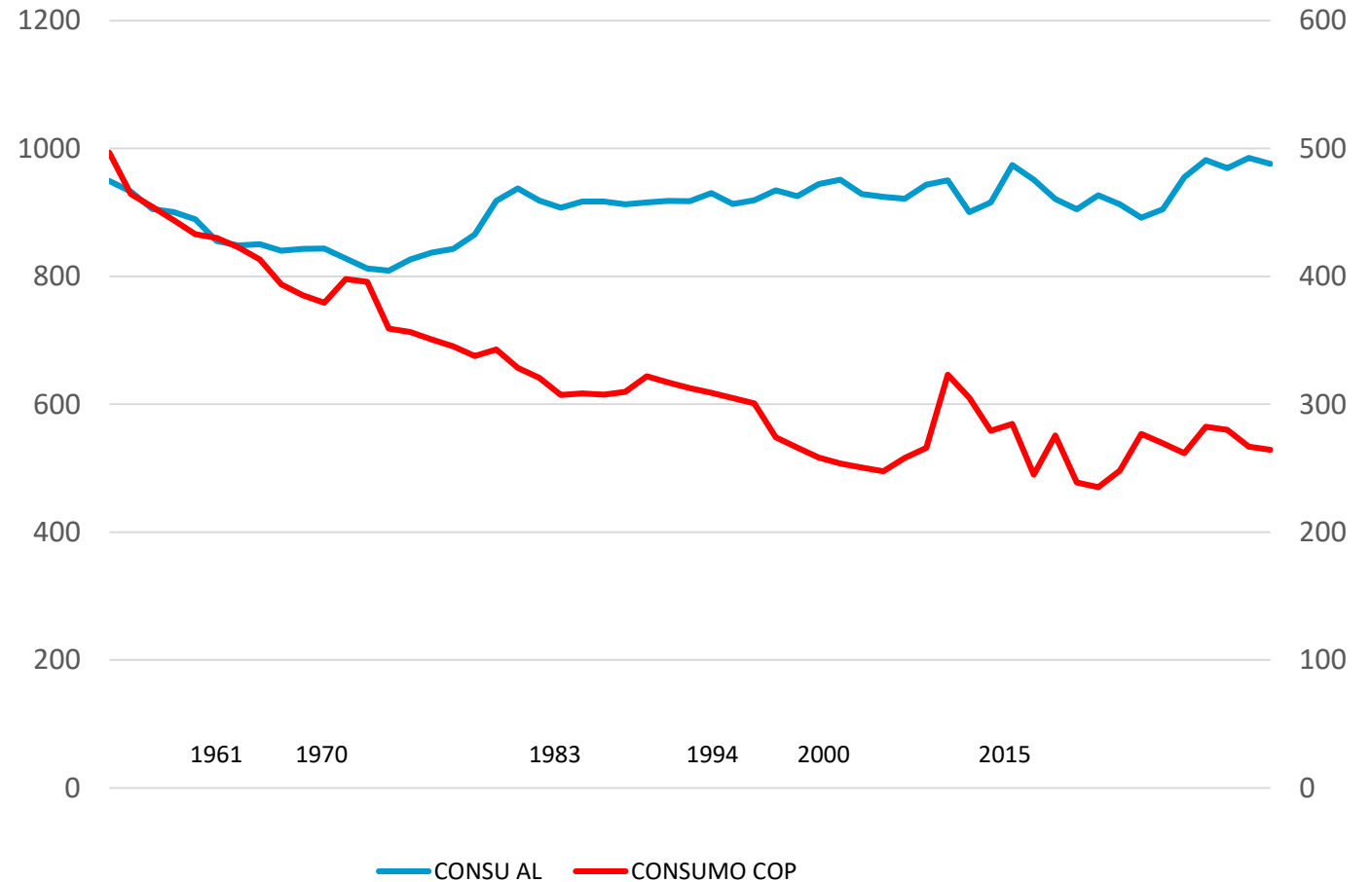
FEDEMADERAS
Federación Nacional de
Industriales de la Madera

Industrial wood is used in the manufacture of forest products, including pulp and paper, lumber and panels. This category excludes wood used as fuel.

From 1960 to 2015, per capita industrial wood consumption increased 2.67 times in Latin America.

In the same period, Colombia's consumption decreased 3.5 times.

Colombia has one of the lowest per capita wood consumption rates of Latin America.



Source: FAOSTAT en www.fao.org/faostat/

Trade Balance of Wooden Furniture and Parts*

USD FOB

	2008	2009	2010	2011	2012	2013	2014	2015	2016	2017	2018**
EXPORTS	\$82.418.911	\$53.656.531	\$47.447.964	\$44.862.768	\$48.974.332	\$45.452.142	\$39.831.913	\$32.770.090	\$30.165.363	\$33.409.535	\$31.776.737
IMPORTS	\$30.979.813	\$25.268.498	\$28.176.656	\$38.019.120	\$49.320.138	\$46.313.813	\$50.234.045	\$41.710.553	\$37.783.844	\$38.858.116	\$29.910.014
TRADE BALANCE	\$51.439.098	\$28.388.033	\$19.271.308	\$6.843.648	-\$345.806	-\$861.671	-\$10.402.132	-\$8.940.463	-\$7.618.481	-\$5.448.581	\$1.866.723

*NO OTHER MATERIALS AS BAMBOO OR RATTAN BAMBOO.

** Until october 2018

Source: BACEX information, processed by FEDEMADERAS.

Official position of Guild with Foreign Direct Investment



FEDEMADERAS

Federación Nacional de
Industriales de la Madera

FEDEMADERAS agrees with the presence of foreign investment, or in partnership with Colombian companies and producers, in the possession, usufruct and use of the land for commercial reforestation, to ensure the integration of the production chain.